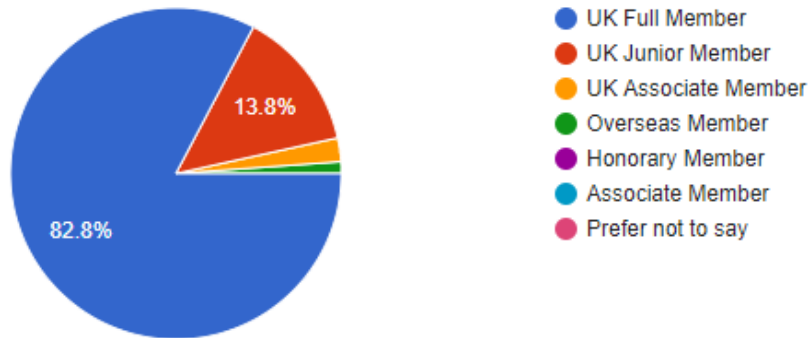


BSGAR DIVERSITY SURVEY 2020

Survey ran : 26 November – 6 January (2 reminder emails)

Total Response : 87

87 responses

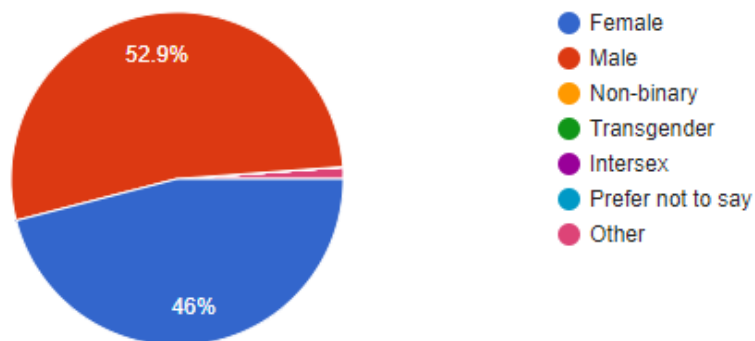


Full members : 72 Junior Members : 12

2 Associate and 1 overseas member.

Which best describes you?

87 responses



Respondents:

Full members : Female 29 : Male 43

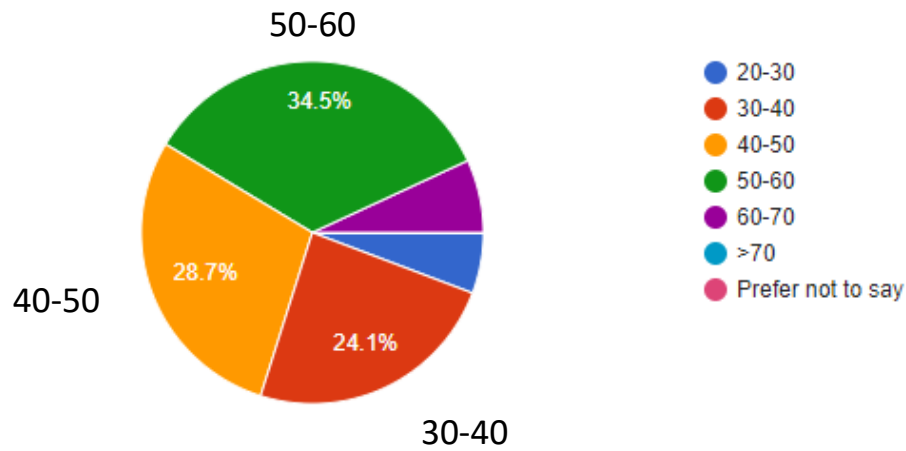
Junior members : Female 10 : Male 1 : Other 1

Associate member : 1 F/M

Overseas member: M

Age bracket :

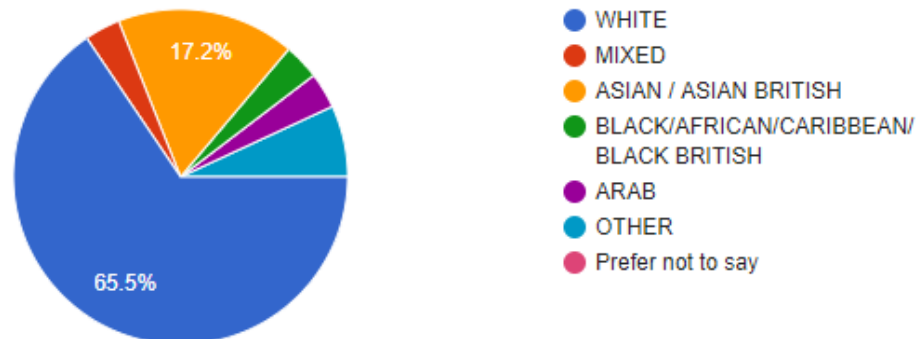
87 responses



(63% “senior” consultants)

Ethnicity :

87 responses

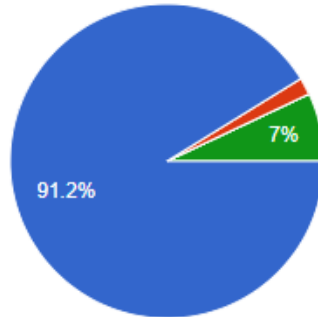


Full members (N=72) : White (47, 65%), Asian/Asian British (11), Other (5), Mixed (3), Arab (2), Black/African/Carribbean/Black British (2).

Junior members (N=12) : White (6), Asian/Asian British (3). Arab (1), Black/African/Carribbean/Black British (1), Other (1).

White Ethnicity :

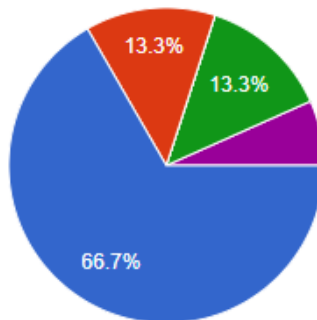
57 responses



- WHITE - English / Welsh / Scottish / Northern Irish / British
- WHITE - Irish
- WHITE - Traveller
- WHITE - Any other WHITE background

Asian / Asian British :

15 responses



- ASIAN / ASIAN BRITISH - Indian
- ASIAN / ASIAN BRITISH - Pakistani
- ASIAN / ASIAN BRITISH - Bangladeshi
- ASIAN / ASIAN BRITISH - Chinese
- ASIAN / ASIAN BRITISH - Any other Asian Background

Black/African/Caribbean/Black British :

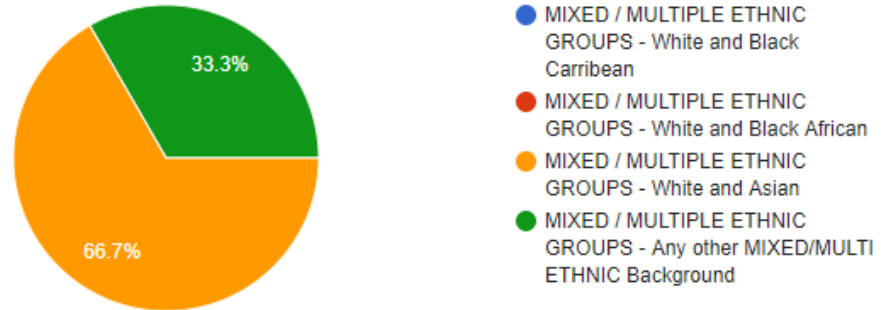
3 responses



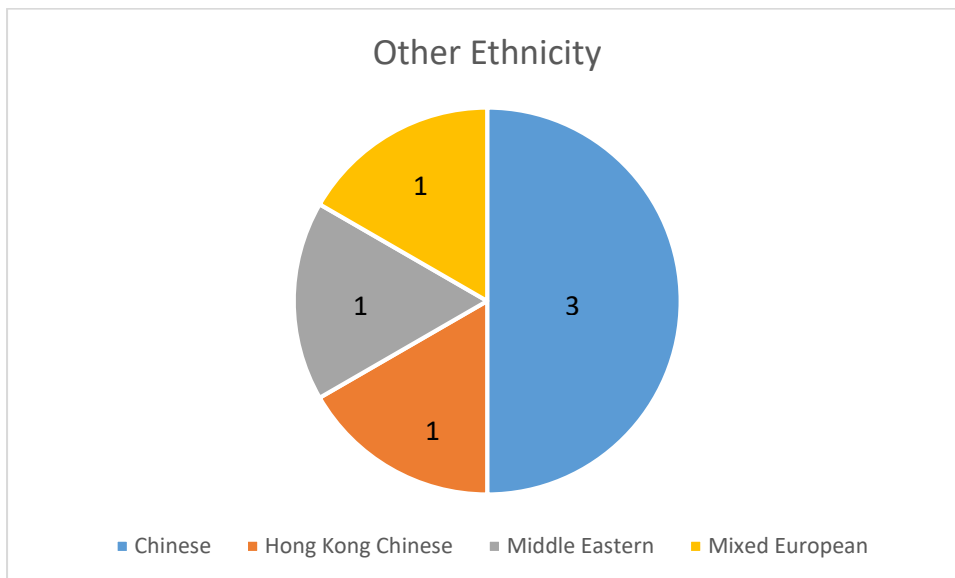
- BLACK/AFRICAN/CARIBBEAN/BLACK BRITISH - African
- BLACK/AFRICAN/CARIBBEAN/BLACK BRITISH - Caribbean
- BLACK/AFRICAN/CARIBBEAN/BLACK BRITISH - Any other Black/African/Caribbean Background

Mixed / Multiple ethnic :

3 responses



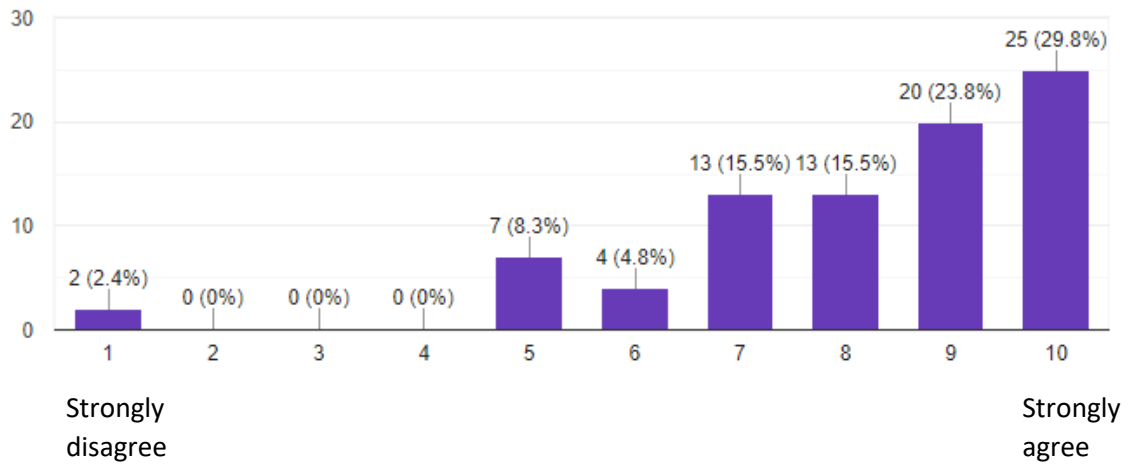
Other (6) :



* 4 members of Chinese / Hong Kong ethnicity did not identify as Asian, 1 Middle Eastern member did not identify as Asian, 1 Mixed European.

I feel BSGAR is an inclusive and equal society : (3 dropped off)

84 responses



7/10 or more : 85%